

TECHNICAL DATA

Zones :

- 1 and 2 and 21 - 22

Classification

• According to CENELEC :

- Conforming to ATEX - 94/9 EC Directive and standards EN 50014-18-19
- EC 0081 II 2 G : EEx de IIC T (*) for gases
- EC 0081 II 2 D : T = (*) for dust

• According to IEC :

- Conforming to standards IEC 60079-0/1/7
- Ex de II B - T = (*)
- DIP A 21 TA = (*) for dust

(*)	Gas			Dust
	Temperature class according to Ta			
Lamp	+ 40°C	+ 50°C	+ 55°C	Surface temperature (applied to Ta = 40°C)
150 W HP sodium	T4	T3	T3	+ 130°C
250 W HP sodium	T3	T3	T3	+ 180°C
250 W halide	T3	T3	T3	+ 182°C
250 W mercury ¹	T3	T3	T3	+ 179°C
400 W HP sodium	T3	T3	T3	+ 195°C
400 W halide	T3	T3	T3	+ 189°C
400 W mercury	T3	T3	T3	+ 192°C
600 W HP sodium	T2	T2	T2	+ 242°C
500 W halogen	T2	T2	T2	+ 252°C
1000 W halogen	T1	T1	T1	+ 363°C

• Approvals :

- Approved type PJD
- LCIE 99 ATEX 6002
- LCIE Ex 99.002
- Conforming to standards EN 50281-1-1 and IEC 61241-1-1
"combustible dust"
- **CE** declaration of conformity No. 50207
- Conforming to standards EN 60598-1 and IEC 60598-1 for luminaires
- Conforming to the electromagnetic compatibility (EMC) standard EN 55015

• Protection index :

- IP66/67 according to IEC 60529 and EN 60 529
- Impact resistance IK10 according to EN 50102

• Anticorrosion and climate treatment : see page G50

• Operating temperature :

- 20°C to + 55°C

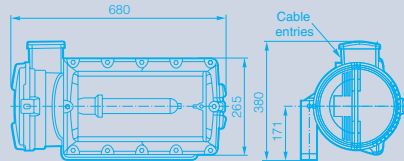
Product features/customer benefits

- Easy and fast access to the lamp : **rapid maintenance**
- Adjustment of beam from narrow to wide angle : **can be adapted on-site**
- Separate compartments for equipment : **reliability, improved service life**
- "e" terminal box : **easy installation and wiring**

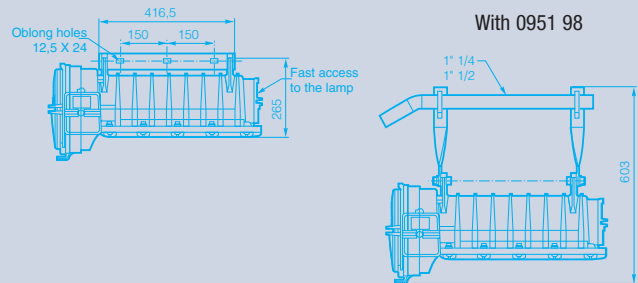
Zone 1 & 2 - 21 & 22	ATEX	IEC	EC	II2G/D	IK 10
EEx de IIC	T4-T3-T2-T1	T° = 130°C to 363°C		IP 66/67	

Dimensions (mm) :

With 0951 94



With 0951 98

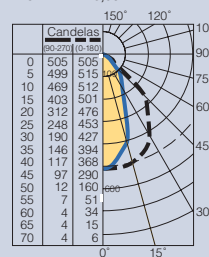


Photometric data (photometry p. G62) polar curves for a 1000 lm flux, according to NF C 71-120

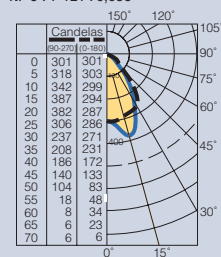
Luminaire symbol according to NF C 71-121

— longitudinal
— transverse

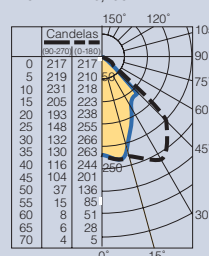
250 W halide INTENSIVE
Efficiency 68,3 %
NF C 71-121 : 0,68B



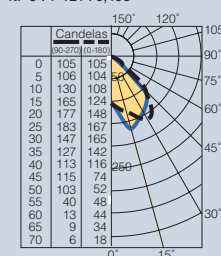
250 W halide EXTENSIVE
Efficiency 67,9 %
NF C 71-121 : 0,68C



400 W halide INTENSIVE
Efficiency 49,3 %
NF C 71-121 : 0,49C



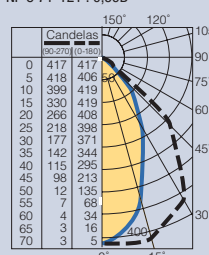
400 W halide EXTENSIVE
Efficiency 46,7 %
NF C 71-121 : 0,46C



400 W halide :

Efficiency rate lower than 250W due to thermal deflector between glass and lamp, requested for T3.

1000 W halogen INTENSIVE
Efficiency 59,2 %
NF C 71-121 : 0,59B



1000 W halogen EXTENSIVE
Efficiency 57,7 %
NF C 71-121 : 0,57C

