



LV 16 A wall mounting sockets - 100 to 500 V - 50/60 Hz or 300/500 Hz increased safety



Wall mounting sockets
0974 19

16 A wall mounting sockets

- Polyester socket and polyamide cover
- Plastic socket (high impact resistance): Cat. No. 0974 19/26
- Total disconnection of power by patented double acting safety device which ensures the following when the plug is removed:
 - Automatic and simultaneous disconnection of each phase in one flameproof chamber
 - Disconnection of the pins, with the power off, in a second flameproof chamber
- Can be padlocked in 3 positions (padlock Ø 5 mm, length 45 mm)
 - Plug inserted with power on
 - Plug inserted with power off
 - Socket closed with plug removed
- Sockets with safety feature designed to accept only ATX plugs for explosive atmospheres (preventing connection of any other plug such as industrial ones)

16 A wall mounting sockets

- 3 x M20 threaded cable entries (1 upper, 2 lower)
- Supplied with 1 x M20 cable gland Cat. No. 0956 05 (Ø 6.5 to Ø 14.5 mm)
 - 2 x M20 blanking plugs
- Connection via 2 x 4 mm² terminals
- Sockets can be through-wired
- Fitted with 3 linked earth terminals

	Weight (Kg)	Volume (dm ³)	Cat. No.	Pack
100 to 130 V~ 2 P + E	0.6	3.8	0974 19	1
200 to 250 V~ 2 P + E	0.6	3.8	0974 26	1
3 P + E	1.5	4.7	0974 24	1
3 P + N + E	1.6	4.7	0974 25	1
380 to 415 V~ 3 P + E	1.5	4.7	0974 27	1
3 P + N + E	1.6	4.7	0974 28	1
480 to 500 V ~ 3 P + E	1.5	4.7	0974 41	1
50 to 500 V ~ (1) 3 P + N + E	1.6	4.7	0974 29	1

(1) 300/500 Hz

Accessories

	Cat. No.	Pack
M20 earth stud	0957 48	1
M20 earth continuity adaptor	0957 43	1

For special options, please consult us

- 100 to 130 V (3 P + E and 3 P + N + E) sockets and plugs
- 50 to 500 V - 300/500 Hz other pin configurations

Zone 1 & 2 - 21 & 22	ATEX	IEC	EC	II 2 G/D
Ex ed IIC	T6 or T5	T = 80°C	IP66	ISC = 20 KA IK10

TECHNICAL DATA

Zones : 1 and 2, and 21 - 22

Classification :

- According to CENELEC :
 - Conforming to ATEX 94/9 EC Directive and standards EN 50014-18-19
 - EC 0081 II 2 G for gas Ex ed IIC
T6 for Ta ≤ + 40°C T5 for + 40°C < Ta ≤ + 55°C
 - EC 0081 II 2 D T = + 80°C for dust

• According to IEC :

- Conforming to standards IEC 60079-0/1/7 Ex ed IIC
T6 for Ta ≤ + 40°C T5 for + 40°C < Ta ≤ + 55°C
- DIPA 21 TA = + 80°C for dust

Approvals : Approved type PCX

- CENELEC LCIE 02 ATEX 6068 - IEC LCIE Ex 02.007
- declaration of conformity 50228
- Conforming to standards EN 60309.1 and EN 60309.2
Resistance to potential short-circuit currents ISC = 20 KA
- Conforming to standards EN 50281-1-1 and IEC 61241-1-1
"combustible dust"

Protection index :

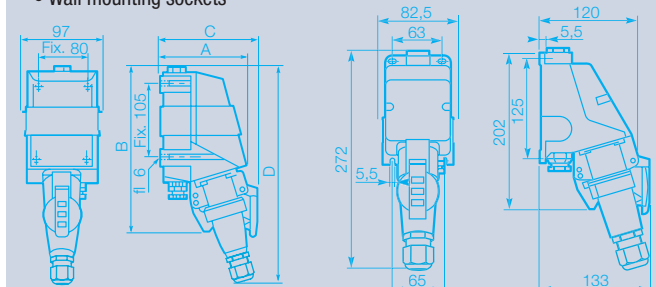
- IP 66 according to EN 60529 and IEC 60529 (with or without plug connected)
- Mechanical resistance IK10 according to EN 50102

Operating temperature :

- 40°C to + 55°C

Dimensions (mm) :

- Wall mounting sockets



Cat. No. 0974 24/25/27/28

Cat. No. 0974 19/26

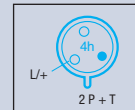
	A	B	C	D
2 P + E	120	202	133	272
3 P + E	140	240	145	310
3 P + N + E	140	240	145	310

Breaking capacity

AC3 : 4 kW - 220 V
4,3 kW - 240 V

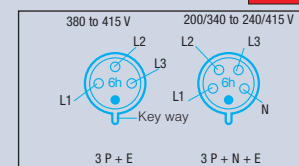
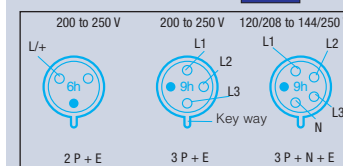
100 à 130 V~ 50/60 Hz Yellow

7,5 kW - 380 V
8,2 kW - 415 V



200 to 250 V~ 50 /60 Hz Blue

380 to 415 V~ 50 /60 Hz Red



Product features/customer benefits

- Integral automatic switch : **simple operation**
- Non-sticking silver contacts : **durability**
- Double flameproof chamber : **safe operation**