

COMBINED ALARM SOUNDER BEACON BExCS 110-05D & BExDCS 110-05D – EEx d IIB

- CS110-05D : EEx d IIB T4 (Tamb. -50 to +55°C)
- KEMA certified - ATEX / CENELEC approved
- Voltages : 12vdc;24vdc;48vdc;115vac;230vac

Sounder.

- Maximum output : 117dB(A) @ 1 metre
- Nominal output : 110dB(A) @ 1m +/- 3dB - Tone 2.
- 32 alarm tones (UKOOA / PFEER compliant)
- 3 stage alarm
- Volume control (except 12vdc unit)
- Automatic synchronisation on multi-sounder systems
- 100m effective range @ 1kHz
- Negative or positive remote switching

Beacon.

- 5 Joule Xenon : 1Hz (60 FPM) (5 Ws).
- Six lens colours available : Amber, Blue, Clear, Green, Red & Yellow
- Automatic synchronisation on multi-beacon systems
- Beacons can be set to 'flip-flop' alternating mode with other units on multi-beacon systems
- Tube life : emissions reduced to 70% after 8 million flashes
- Xenon tubes mechanically secured against shock/vibration

- CS110-05D : IP67
- Enclosure material : Marine grade LM6 Aluminium
- Chromated & powder coated finish - good resistance to humidity and salt spray environments.
- BExCS110-05D Horn : High impact UL94 V0 & 5VA FR ABS
- BExDCS110-05D Horn : Anti-Static High impact ABS
- Operating temperature : -50 to +55°C
- Storage temperature : -50 to +70°C
- Large range of certified end of line resistors.
- Weight : DC:4.80kg AC: 5.00kg
- KEMA Certificate number : 01ATEX2223

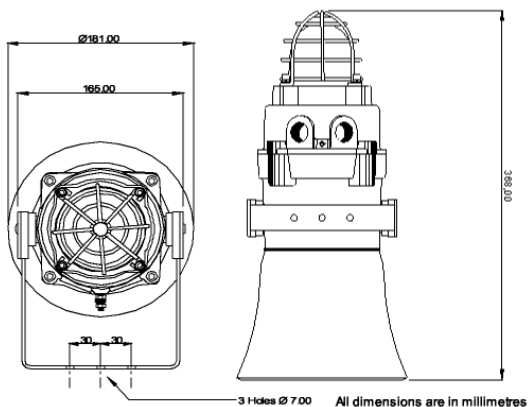


BExCS110-05D
Flameproof combination
sounders & beacons
Zones 1 & 2
II 2G EEx d IIB T4

BExDCS110-05D
Flameproof & Dust ignition proof
combination sounders & beacons
Zones 1, 2, 21 & 22
II 2GD EEx d IIB T4 T100°C

Installation Features.

- Very large termination area.
- Dual M20 ISO cable gland entries (supplied with one stopping plug).
- Ratchet adjustable stainless steel 'U' bracket for positive adjustment under harsh conditions.
- IN & OUT terminals
- Terminals accept 0.5 to 4.0mm² cables.
- Line monitoring : Min. 500 Ohm 2w, or 3k3 Ohm 0.5w resistor, or diode within EExd enclosure (dc versions)
- Sounder & beacon may be connected from a single supply for simultaneous operation or from separate supplies for independent operation.



Also available :

- BEx(D)S110 & S120 EEx d & EEx de sounder units with output levels of 117dB(A)
- Programmable versions with 45
- BEx(D)A110 & A120 EEx d & EEx de Voice Annunciation units.
- BExBG EEx d & EEx de 5, 10 & 15 Joule Xenon beacons
- BEx(D)L15 & 25 watt EEx d & EEx de loudspeakers.
- BEx(D)TS110 & BExTBG05 EEx d Telephone ringers and beacons.

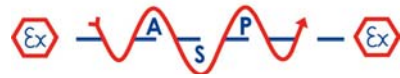
Input voltages and current consumption for the sounder component:

Voltage :	12vdc	24vdc	48vdc	115vac 50/60Hz	230vac 50/60Hz
Voltage range :	+/-25%	+/-25%	+/-25%	+/-10%	+/-10%
Current mA :	195mA	250mA	130mA	140mA	58mA

Input voltages and current consumption for the beacon component:

Voltage :	12vdc	24vdc	48vdc	115vac 50/60Hz	230vac 50/60Hz
Voltage range :	10-14v	20-28v	42-54v	+/-10%	+/-10%
Current mA :	750mA	270mA	180mA	140mA	55mA

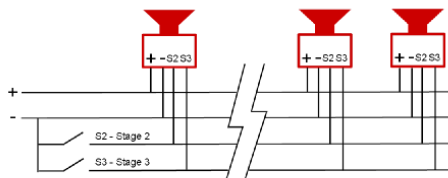




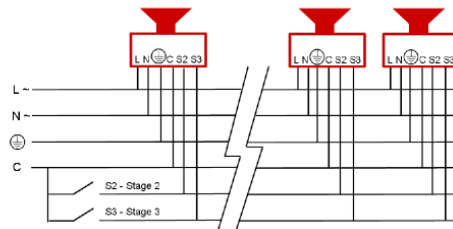
Stage 1	Frequency Description	Max dB @ 1m	Stage 2	Stage 3
Tone 1	1000Hz Continuous - PFEEER Toxic Gas	110dB(A)@1m	Tone 31	Tone 11
Tone 2	800/1000Hz @ 0.25 sec Alternating	110dB(A)@1m	Tone 17	Tone 5
Tone 3	500/1200Hz @ 0.3Hz 0.5 sec Slow Whoop	110.5dB(A)@1m	Tone 2	Tone 5
Tone 4	800/1000Hz @ 1Hz Sw eeping	110dB(A)@1m	Tone 6	Tone 5
Tone 5	2400Hz Continuous	109dB(A)@1m	Tone 3	Tone 27
Tone 6	2400/2900Hz @ 7Hz Sweeping	109dB(A)@1m	Tone 7	Tone 5
Tone 7	2400/2900Hz @ 1Hz Sweeping	110dB(A)@1m	Tone 10	Tone 5
Tone 8	500/1200/500Hz @ 0.3Hz Sweeping	110.5dB(A)@1m	Tone 2	Tone 5
Tone 9	1200/500Hz @ 1Hz - DIN / PFEEER P.T.A.P.	110.5dB(A)@1m	Tone 15	Tone 2
Tone 10	2400/2900Hz @ 2Hz Alternating	109dB(A)@1m	Tone 7	Tone 5
Tone 11	1000Hz @ 0.5Hz Intermittent	110dB(A)@1m	Tone 31	Tone 1
Tone 12	800/1000Hz @ 0.875Hz Alternating	110dB(A)@1m	Tone 4	Tone 5
Tone 13	2400Hz @ 1Hz Intermittent	109dB(A)@1m	Tone 15	Tone 5
Tone 14	800Hz 0.25sec on, 1 sec off Intermittent	103dB(A)@1m	Tone 4	Tone 5
Tone 15	800Hz Continuous	103dB(A)@1m	Tone 2	Tone 5
Tone 16	660Hz 150mS on, 150mS off Intermittent	104dB(A)@1m	Tone 18	Tone 5
Tone 17	544Hz (100mS)/440Hz (400mS) - NFS 32-001	107dB(A)@1m	Tone 2	Tone 27
Tone 18	660Hz 1.8sec on, 1.8sec off Intermittent	105dB(A)@1m	Tone 2	Tone 5
Tone 19	1.4KHz-1.6KHz 1s, 1.6KHz-1.4KHz 0.5s -NFC48-265	117dB(A)@1m	Tone 2	Tone 5
Tone 20	660Hz Continuous	104dB(A)@1m	Tone 2	Tone 5
Tone 21	554Hz/440Hz @ 1Hz Alternating	107dB(A)@1m	Tone 2	Tone 5
Tone 22	544Hz @ 0.875 sec. Intermittent	107dB(A)@1m	Tone 2	Tone 5
Tone 23	800Hz @ 2Hz Intermittent	103dB(A)@1m	Tone 6	Tone 5
Tone 24	800/1000Hz @ 50Hz Sweeping	107dB(A)@1m	Tone 29	Tone 5
Tone 25	2400/2900Hz @ 50Hz Sw eeping	109dB(A)@1m	Tone 29	Tone 5
Tone 26	Bell	117dB(A)@1m	Tone 2	Tone 1
Tone 27	554Hz Continuous	107dB(A)@1m	Tone 26	Tone 5
Tone 28	440Hz Continuous	104dB(A)@1m	Tone 2	Tone 5
Tone 29	800/1000Hz @ 7Hz Sw eeping	106dB(A)@1m	Tone 7	Tone 5
Tone 30	420Hz @ 0.625 sec Intermittent - Australian Alert	104dB(A)@1m	Tone 32	Tone 5
Tone 31	1200/500Hz @ 1Hz - DIN / PFEEER P.T.A.P.	110.5dB(A)@1m	Tone 11	Tone 1
Tone 32	500-1200Hz 3.75sec /0.25sec. - Australian Evac.	110.5dB(A)@1m	Tone 26	Tone 1

Note: SPL readings are at nominal voltage, typically +1-3dB and are for indication purposes only. Where applicable, reduce outputs by 5dB when a 10-30vdc unit is supplied 12vdc.

DC unit wiring configuration.



AC unit wiring configuration.



Ordering code : **BExCS110-05D** **24** **DC** **AM**

Product	Voltage	Supply	Lens
BExCS110-05D	12	DC	AM Amber
BExDCS110-05D	24	AC	BL Blue
	48		CL Clear
	115		GN Green
	230		RD Red
			YW Yellow

N.B IMPORTANT NOTICE : THE BExCS110-05D, BExCA110-05D, BExCL15-05D, BExBG05-05D ARE NOT FOR SALE, RE-SALE, INSTALLATION, OR USE WITHIN THE UNITED STATES OF AMERICA AS A SOLE, MULTIPLE, INTEGRATED,

Supplied by:

A.S.P. Electro-Technology Ltd
Specialist Suppliers of Hazardous Area Certified
Electrical Products & Instrumentation

39 London Road, Hinckley, LE10 1HQ. U.K.
Tel: +44 (0)1455 635796 Fax: +44 (0)1455 251110
Email: sales@asp-electro-tech.com Web: www.asp-electro-tech.com



This publication is not intended to form the basis of a contract. All the above specifications, dimensions, weights, tolerances etc are typical and may be varied or changed by the manufacturer without prior notice. A.S.P. Electro-Technology accept no liability for consequence of use.